

ACHARYA PANTH SHRI GRIDH MUNI NAAM SAHEB GOVT. P.G COLLEGE KAWARDHA
UNIT TEST/ TERM EXAM/PRE SEM. EXAM REPORT
DEPARTMENT OF COMMERCE

2015-16

| DATE OF EXAM | TEST | CLASS | SUBJECT | TOTAL STUDENT | APPEAR | ABSENT | PASS | FAIL | PASS % |
|--------------|------|-----------|-------------------------|---------------|--------|--------|------|------|--------|
| 24/8/15 | UNTT | B.COM-I | Financial Accounting | 175 | 70 | 105 | 40 | 30 | 57% |
| 26/8/15 | UNTT | B.COM-I | Business Communication | 175 | 70 | 105 | 30 | 40 | 42.85% |
| 25/8/15 | UNIT | B.COM-II | Business Statistics | 100 | 60 | 40 | 30 | 30 | 50% |
| 27/8/15 | UNIT | B.COM-II | Company Law | 100 | 60 | 40 | 35 | 25 | 58% |
| 24/8/15 | UNIT | B.COM-III | Management Accounting | 58 | 45 | 13 | 25 | 20 | 55% |
| 26/8/15 | UNIT | B.COM-III | Principles of Marketing | 58 | 45 | 13 | 20 | 25 | 44.44% |
| 2/9/15 | UNIT | M.COM-I | Statistical Analysis | 21 | 15 | 6 | 8 | 7 | 53% |
| 4/9/15 | UNIT | M.COM-III | Management Accounting | 28 | 18 | 10 | 11 | 7 | 61% |
| | | | | | | | | | |
| 28/9/15 | UNTT | B.COM-I | Financial Accounting | 175 | 140 | 35 | 115 | 25 | 82% |
| 30/9/15 | UNTT | B.COM-I | Business Communication | 175 | 140 | 35 | 105 | 35 | 75% |
| 28/9/15 | UNTT | B.COM-II | Business Statistics | 100 | 70 | 30 | 54 | 16 | 77% |
| 30/9/15 | UNTT | B.COM-II | Company Law | 100 | 70 | 30 | 52 | 18 | 74% |
| 28/9/15 | UNTT | B.COM-III | Management Accounting | 58 | 38 | 20 | 29 | 9 | 76% |
| 30/9/15 | UNTT | B.COM-III | Principle of Marketing | 58 | 38 | 20 | 25 | 13 | 65% |
| 28/9/15 | UNTT | M.COM-I | Statistical Analysis | 21 | 16 | 5 | 11 | 5 | 68% |
| 30/9/15 | UNTT | M.COM-III | Management Accounting | 28 | 18 | 10 | 12 | 6 | 66% |
| | | | | | | | | | |

Poorva
SUBJECT TEACHER

POORVA GUPTA

S.S. Monayatra
HEAD OF DEPARTMENT
DR. S.S. MONAYATRA

| DATE OF EXAM | TEST | CLASS | SUBJECT | TOTAL STUDENT | APPEAR | ABSENT | PASS | FAIL | PASS % |
|--------------|-------------|-----------|-----------------------------|---------------|--------|--------|------|------|--------|
| 26/10/15 | UNIT | B.com-I | Financial Accounting | 175 | 85 | 90 | 68 | 17 | 80% |
| 28/10/15 | UNIT | B.com-I | Business Communication | 175 | 85 | 90 | 64 | 21 | 75% |
| 26/10/15 | UNIT | B.com-II | Business Statistics | 100 | 75 | 25 | 54 | 21 | 72% |
| 28/10/15 | UNIT | B.com-II | Company Law | 100 | 75 | 25 | 55 | 20 | 73% |
| 26/10/15 | UNIT | B.com-III | Management Accounting | 58 | 48 | 10 | 35 | 13 | 72% |
| 28/10/15 | UNIT | B.com-III | Principles of Marketing | 58 | 48 | 10 | 38 | 10 | 79% |
| 29/10/15 | UNIT | M.com-I | Statistical Analysis | 21 | 14 | 7 | 8 | 6 | 57% |
| 31/10/15 | UNIT | M.com-III | Management Accounting | 28 | 21 | 7 | 16 | 5 | 76% |
| 26/11/15 | UNIT | B.com-I | Financial Accounting | 175 | 95 | 80 | 64 | 31 | 67% |
| 28/11/15 | UNIT | B.com-II | Business Communication | 175 | 95 | 80 | 58 | 37 | 61% |
| 26/11/15 | UNIT | B.com-III | Business Statistics | 100 | 70 | 30 | 45 | 25 | 64% |
| 28/11/15 | UNIT | B.com-III | Company Law | 100 | 70 | 30 | 48 | 22 | 68% |
| 26/11/15 | UNIT | B.com-III | Management Accounting | 58 | 45 | 13 | 38 | 7 | 84% |
| 28/11/15 | UNIT | B.com-III | Principle of Marketing | 58 | 45 | 13 | 34 | 11 | 75% |
| 20/11/15 | Pure Sem. | M.com-I | Statistical Analysis | 21 | 15 | 6 | 11 | 4 | 79% |
| 30/11/15 | Pure Sem. | M.com-I | Managerial Economics | 21 | 15 | 6 | 12 | 3 | 80% |
| 26/11/15 | Pure Sem. | M.com-II | Management Accounting | 28 | 21 | 7 | 16 | 5 | 76% |
| 30/11/15 | Pure Sem. | M.com-III | Management Concept | 28 | 21 | 7 | 15 | 6 | 71% |
| 28/12/15 | Half yearly | B.com-I | Financial Accounting | 175 | 120 | 55 | 95 | 25 | 79% |
| 30/12/15 | Half yearly | B.com-I | Business Communication | 175 | 120 | 55 | 85 | 35 | 70% |
| 28/12/15 | Half yearly | B.com-II | Business Statistics | 100 | 78 | 22 | 45 | 33 | 57% |
| 30/12/15 | Half yearly | B.com-II | Company Law | 100 | 78 | 22 | 45 | 33 | 57% |
| 28/12/15 | Half yearly | B.com-III | Management Accounting | 58 | 46 | 38 | 58 | 8 | 82% |
| 30/12/15 | Half yearly | B.com-III | Principle of Marketing | 58 | 46 | 36 | 36 | 10 | 78% |
| 28/1/16 | UNIT | B.com-I | Financial Accounting | 175 | 105 | 70 | 85 | 20 | 80% |
| 30/1/16 | UNIT | B.com-I | Business Economics | 175 | 105 | 70 | 87 | 18 | 82% |
| 28/1/16 | UNIT | B.com-II | Business Statistics | 100 | 68 | 32 | 42 | 26 | 61% |
| 30/1/16 | UNIT | B.com-II | Principles of Bus. Manager. | 100 | 68 | 32 | 42 | 26 | 61% |

Pooja

[Signature]

| | | | | | | | | | |
|---------|----------|-----------|-------------------------------|-----|----|----|----|----|-----|
| 28/1/16 | UNIT | B.com-III | Management Accounting | 58 | 43 | 15 | 35 | 8 | 81% |
| 30/1/16 | UNIT | B.com-III | International Marketing | 58 | 43 | 15 | 31 | 12 | 72% |
| | | | --- | | | | | | |
| 25/2/16 | UNIT | B.com-I | Financial Accounting | 175 | 97 | 78 | 65 | 32 | 67% |
| 27/2/16 | UNIT | B.com-II | Business Economics | 175 | 97 | 78 | 68 | 29 | 70% |
| 25/2/16 | UNIT | B.com-II | Business Statistics | 100 | 65 | 35 | 42 | 23 | 64% |
| 27/2/16 | UNIT | B.com-II | Principles of Bus. Management | 100 | 65 | 35 | 40 | 25 | 61% |
| 25/2/16 | UNIT | B.com-III | Management Accounting | 58 | 40 | 18 | 25 | 15 | 62% |
| 25/2/16 | UNIT | B.com-III | International Marketing | 58 | 40 | 18 | 25 | 15 | 62% |
| 26/2/16 | UNIT | M.com-II | Tax Planning & Management | 21 | 18 | 3 | 11 | 7 | 61% |
| 29/2/16 | UNIT | M.com-IV | Marketing Research | 28 | 20 | 8 | 15 | 5 | 75% |
| | | | | | | | | | |
| 28/3/16 | UNIT | M.com-II | Tax Planning & Management | 21 | 15 | 6 | 9 | 6 | 60% |
| 30/3/16 | UNIT | M.com-III | Business Economics | 21 | 15 | 6 | 10 | 5 | 66% |
| 28/3/16 | UNIT | M.com-IV | Marketing Research | 28 | 21 | 7 | 16 | 5 | 76% |
| 30/3/16 | UNIT | M.com-IV | Principle of Marketing | 28 | 21 | 7 | 17 | 4 | 80% |
| | | | | | | | | | |
| 28/4/16 | B.P. Sem | M.com-II | Tax Planning & Management | 21 | 18 | 3 | 12 | 6 | 66% |
| 30/4/16 | B.P. Sem | M.com-II | Business Economics | 21 | 18 | 3 | 11 | 7 | 61% |
| 28/4/16 | B.P. Sem | M.com-IV | Marketing Research | 28 | 21 | 7 | 16 | 5 | 76% |
| 30/4/16 | B.P. Sem | M.com-IV | Principle of Marketing | 28 | 21 | 7 | 18 | 3 | 85% |
| | | | | | | | | | |
| | | | | | | | | | |
| | | | | | | | | | |
| | | | | | | | | | |
| | | | | | | | | | |
| | | | | | | | | | |
| | | | | | | | | | |
| | | | | | | | | | |
| | | | | | | | | | |
| | | | | | | | | | |
| | | | | | | | | | |
| | | | | | | | | | |
| | | | | | | | | | |

SUBJECT TEACHER
POORVA GUPTA

HEAD OF DEPARTMENT
Finance Department
APJSS Govt. PG College, Kowdha
Dist: Kabirdham (C.G.)

PROFORMA - 1

2016-17

NAME Nare Singh Jaiswal POST Guest Lecturer SUBJECT

| DATE OF TEST | CLASS | SUBJECT | PAPER | TEST UNIT NO. | TOTAL NO. OF STUDENTS | PRESENT IN UNIT TEST | % PRESENT | MAX MARKS SECURED | MANIMUM MARKS SECURED | NO OF ABSENT STUDENTS | REMARKS |
|--------------|-----------|------------------------|--------|---------------|-----------------------|----------------------|-----------|-------------------|-----------------------|-----------------------|---------|
| 22/8/16 | B.COM-I | Financial Accounting | UNIT I | I | 114 | 86 | 75% | 20 | 7 | 28 | |
| 23/8/16 | B.COM-I | Business Communication | II | I | 114 | 86 | 75% | 20 | 7 | 28 | |
| 22/8/16 | B.COM-II | Cost Accounting | II | I | 128 | 90 | 70% | 20 | 7 | 35 | |
| 23/8/16 | B.COM-III | Income Tax | I | I | 68 | 50 | 76% | 20 | 7 | 28 | |
| 22/9/16 | B.COM-I | Financial Accounting | I | II | 114 | 79 | 69% | 20 | 7 | 35 | |
| 22/9/16 | B.COM-II | Cost Accounting | II | II | 128 | 88 | 68% | 20 | 7 | 40 | |
| 23/9/16 | B.COM-III | Income Tax | I | II | 68 | 43 | 63% | 20 | 7 | 25 | |
| 24/10/16 | B.COM-I | Financial Accounting | I | III | 114 | 74 | 64% | 20 | 7 | 40 | |
| 24/10/16 | B.COM-II | Cost Accounting | II | III | 128 | 98 | 76% | 20 | 7 | 30 | |
| 25/10/16 | B.COM-III | Income Tax | I | III | 68 | 40 | 58% | 20 | 7 | 28 | |

SIGNATURE OF ACADEMIC INCHARGE

SIGNATURE OF HOD
 Commerce Department
 APC 136, P.G. College, Kwardha
 Dist. Jabardham (C.G.)

Nare Singh
 SIGNATURE OF TEACHER

PROFORMA - 1

NAME Narsingh Jaiswal

POST Guest Lecturer

SUBJECT

2016-17

| DATE OF TEST | CLASS | SUBJECT | PAPER | TEST UNIT NO. | TOTAL NO. OF STUDENTS | PRESENT IN UNIT TEST | % PRESENT | MAX MARKS SECURED | MANIMUM MARKS SECURED | NO. OF STUDENTS | REMARKS |
|--------------|-----------|------------------------|------------------|---------------|-----------------------|----------------------|-----------|-------------------|-----------------------|-----------------|---------|
| 28/11/16 | B.com-I | Financial Accounting | I | IV | 114 | 74 | 78% | 20 | 7 | 40 | |
| 29/11/16 | B.com-II | Cost Accounting | II | IV | 128 | 93 | 72% | 20 | 7 | 35 | |
| 30/11/16 | B.com-III | Income Tax | III I | IV | 68 | 41 | 60% | 20 | 7 | 27 | |
| 27/12/16 | B.com-I | Financial Accounting | I | V | 114 | 79 | 69% | 20 | 7 | 35 | |
| 28/12/16 | B.com-II | Cost Accounting | II | V | 128 | 85 | 66% | 20 | 7 | 43 | |
| 28/12/16 | B.com-III | Income Tax | I | V | 68 | 45 | 66% | 20 | 7 | 23 | |
| 30/1/17 | B.com-I | Business Communication | II | VI | 114 | 89 | 78% | 20 | 7 | 25 | |
| 30/1/17 | B.com-II | Corporate Accounting | I | VI | 128 | 89 | 69% | 20 | 7 | 39 | |
| 31/1/17 | B.com-III | Indirect Tax | II | VI | 68 | 44 | 64% | 20 | 7 | 24 | |
| 22/2/17 | B.com-II | Corporate Accounting | I | VII | 128 | 86 | 67% | 20 | 7 | 42 | |
| 23/2/17 | B.com-III | Indirect Tax | II | VII | 68 | 46 | 67% | 20 | 7 | 22 | |

SIGNATURE OF ACADEMIC INCHARGE

SIGNATURE OF HO
 Commerce Department
 A.P.G. Group of Colleges, Kawardha

Narsingh
 SIGNATURE OF TEACHER

Name: NARAYAN JAINWAL Post: GLL Subject: _____

| DATE OF UNIT TEST | CLASS | PAPER NAME | TEST UNIT NO. | PRESENT IN UNIT TEST | PASSED STUDENTS | % PASSED STUDENTS | MAX MARKS SECURED | MINIMUM MARKS SECURED |
|-------------------|----------|-------------------------|---------------|----------------------|-----------------|-------------------|-------------------|-----------------------|
| 23/02/17 | B.COM I | Business Economics | VII | 86 | 61 | 70% | 20 | 7 |
| 22/2/17 | M.COM II | Advanced Statistics | I | 25 | 18 | 72% | 20 | 7 |
| 23/2/17 | M.COM IV | Principles of Marketing | I | 18 | 12 | 66% | 20 | 7 |
| 22/3/17 | M.COM II | Advanced Statistics | II | 22 | 16 | 72% | 20 | 7 |
| 23/3/17 | M.COM IV | Principles of Marketing | II | 20 | 13 | 65% | 20 | 7 |
| 24/4/17 | M.COM II | Advanced Statistics | PRE SEM | 23 | 18 | 78% | 75 | |
| 26/4/17 | | Business Economics | PRE SEM | 22 | 16 | 72% | 75 | |
| 25/4/17 | M.COM IV | Principles of Marketing | PRE SEM | 24 | 16 | 66% | 75 | |
| 27/4/17 | | International Marketing | PRE SEM | 21 | 15 | 71% | 75 | |
| | | | | | | | | |
| | | | | | | | | |
| | | | | | | | | |
| | | | | | | | | |


NARAYAN JAINWAL


[Signature]

ACHARYA PANTH SHRI GRGDH MUNI NAAM SAHEB GOVT. P.G COLLEGE KAWARDHA
UNIT TEST/ TERM EXAM/PRE SEM. EXAM REPORT
DEPARTMENT OF COMMERCE

2017-18

| DATE OF EXAM | TEST | CLASS | SUBJECT | TOTAL STUDENT | APPEAR | ABSENT | PASS | FAIL | PASS % |
|------------------|------|-----------|-------------------------|----------------------|--------|--------|------|------|--------|
| 28/8/17 | UNIT | B.COM-I | Business Mathematics | 126 | 58 | 68 | 35 | 23 | 60% |
| 30/8/17 | UNIT | B.COM-I | Business Communication | 126 | 65 | 61 | 30 | 35 | 46% |
| 29/8/17 | UNIT | B.COM-II | Business Statistics | 60 | 45 | 15 | 25 | 20 | 55% |
| 31/8/17 | UNIT | B.COM-II | Company Law | 60 | 40 | 20 | 20 | 20 | 50% |
| 28/8/17 | UNIT | B.COM-III | Management Accounting | 110 | 75 | 35 | 45 | 30 | 60% |
| 30/8/17 | UNIT | B.COM-III | Principle of Marketing | 110 | 70 | 40 | 35 | 35 | 50% |
| 5/9/17 | UNIT | M.COM-I | Statistical Analysis | 29 | 16 | 13 | 10 | 6 | 62.5% |
| 6/9/17 | UNIT | M.COM-III | Management Accounting | 16 | 10 | 6 | 7 | 3 | 70% |
| 18/9/17 | UNIT | B.COM-I | Business Mathematics | 126 60 | 60 | 66 | 38 | 22 | 63.33% |
| 20/9/17 | UNIT | B.COM-I | Business Communication | 126 60 | 55 | 71 | 33 | 22 | 60% |
| 19/9/17 | UNIT | B.COM-II | Business Statistics | 60 | 35 | 25 | 20 | 15 | 57% |
| 21/9/17 | UNIT | B.COM-II | Company Law | 60 | 40 | 20 | 25 | 15 | 62.5% |
| 18/9/17 | UNIT | B.COM-III | Management Accounting | 110 | 80 | 30 | 50 | 30 | 62.5% |
| 20/9/17 | UNIT | B.COM-III | Principles of Marketing | 110 | 78 | 32 | 58 | 20 | 74% |
| 21/9/17 M.COM | UNIT | M.COM-I | Statistical Analysis | 29 | 22 | 7 | 16 | 6 | 72.72% |
| 23/9/17 | UNIT | M.COM-II | Management Accounting | 16 | 11 | 5 | 7 | 4 | 63.63% |
| 27/10/17 | UNIT | B.COM-I | Business Mathematics | 126 | 86 | 40 | 56 | 30 | 65% |
| 30/10/17 | UNIT | B.COM-I | Business Communication | 126 | 82 | 44 | 55 | 27 | 67% |


SUBJECT TEACHER
Nisha Gupta


HEAD OF DEPARTMENT
Department of Commerce
Acharya Pant Shri Grdhdh Muni Naam Sahab Govt. P.G. College, Kawardha
Dist. Jabalpur (M.P.)

ACHARYA PANTH SHRI GRIDH MUNI NAAM SAHEB GOVT. P.G COLLEGE KAWARDHA
UNIT TEST/ TERM EXAM/PRE SEM. EXAM REPORT
DEPARTMENT OF COMMERCE

| DATE OF EXAM | TEST | CLASS | SUBJECT | TOTAL STUDENT | APPEAR | ABSENT | PASS | FAIL | PASS % |
|--------------|----------|-----------|--------------------------------|---------------|--------|--------|------|------|--------|
| 28/10/17 | UNIT | B.COM-II | Business Statistics | 60 | 45 | 15 | 32 | 13 | 71.1% |
| 30/10/17 | UNIT | B.COM-II | Company Law | 60 | 48 | 12 | 36 | 12 | 75% |
| 27/10/17 | UNIT | B.COM-III | Management Accounting | 110 | 88 | 22 | 53 | 35 | 60% |
| 30/10/17 | UNIT | B.COM-III | Principles of Marketing | 110 | 84 | 26 | 54 | 30 | 64% |
| 28/10/17 | UNIT | M.COM-I | Statistical Analysis | 29 | 24 | 5 | 16 | 8 | 66.67% |
| 30/10/17 | UNIT | M.COM-III | Management Accounting | 16 | 11 | 5 | 7 | 4 | 63.63% |
| 27/11/17 | UNIT | B.COM-I | Business Mathematics | 126 | 96 | 30 | 48 | 48 | 50% |
| 29/11/17 | UNIT | B.COM-I | Business Communication | 126 | 92 | 34 | 62 | 30 | 67% |
| 28/11/17 | UNIT | B.COM-II | Business Statistics | 60 | 47 | 13 | 29 | 18 | 61.70% |
| 30/11/17 | UNIT | B.COM-II | Company Law | 60 | 44 | 16 | 25 | 19 | 56.81% |
| 27/11/17 | UNIT | B.COM-III | Management Accounting | 110 | 78 | 32 | 44 | 34 | 56.41% |
| 29/11/17 | UNIT | B.COM-III | Principles of Marketing | 110 | 82 | 28 | 53 | 29 | 64.63% |
| 27/11/17 | PRE SEM. | M.COM-I | Statistical Analysis | 29 | 22 | 7 | 16 | 6 | 72.72% |
| 29/11/17 | PRE SEM. | M.COM-II | Advanced Management Accounting | 29 | 21 | 8 | 13 | 8 | 61.90% |
| 28/11/17 | PRE SEM. | M.COM-III | Management Accounting | 16 | 12 | 4 | 8 | 4 | 66.67% |
| 30/11/17 | PRE SEM. | M.COM-III | Management Concept | 16 | 12 | 4 | 7 | 5 | 58.33% |
| | | | | | | | | | |
| | | | | | | | | | |

Nisha
SUBJECT TEACHER
Nisha Gupta

[Signature]
HEAD OF DEPARTMENT
Commerce Department
P.G. Govt. P.G. College, Kawardha
Dist. Kabirdham (C.G.)

| DATE OF EXAM | TEST | CLASS | SUBJECT | TOTAL STUDENT | APPEAR | ABSENT | PASS | FAIL | PASS % |
|--------------|-------------|-----------|---------------------------|---------------|--------|--------|------|------|--------|
| 26/12/17 | Half yearly | B.com-I | Business Mathematics | 126 | 88 | 38 | 58 | 30 | 65% |
| 29/12/17 | -11- | -11- | Business communication | 126 | 88 | 38 | 59 | 34 | 61% |
| 27/12/17 | Half yearly | B.com-II | Business Statistics | 60 | 45 | 15 | 28 | 17 | 62% |
| 30/12/17 | -11- | -11- | Company Law | 60 | 45 | 15 | 25 | 20 | 55% |
| 26/12/17 | Half Yearly | B.com-III | Management Accounting | 110 | 75 | 35 | 55 | 20 | 73% |
| 28/12/17 | -11- | -11- | Principles of marketing | 110 | 75 | 35 | 48 | 27 | 64% |
| 23/1/18 | UNIT | B.com-I | Business Mathematics | 126 | 92 | 34 | 78 | 14 | 84% |
| 25/1/18 | UNIT | B.com-II | COST ACCOUNTING | 60 | 43 | 17 | 25 | 18 | 58% |
| 24/1/18 | UNIT | B.com-III | Indirect Tax | 110 | 80 | 30 | 58 | 22 | 72.5% |
| 20/2/18 | UNIT | B.com-I | Business Mathematics | 126 | 75 | 51 | 45 | 30 | 60% |
| 20/2/18 | UNIT | B.com-II | COST ACCOUNTING | 60 | 38 | 22 | 23 | 15 | 60% |
| 22/2/18 | UNIT | B.com-III | Indirect Tax | 110 | 86 | 24 | 54 | 32 | 62% |
| 23/2/18 | UNIT | M.com-II | Tax Planning & Management | 29 | 22 | 7 | 14 | 8 | 63% |
| 23/2/18 | UNIT | M.com-III | Marketing Research | 16 | 9 | 7 | 5 | 4 | 55% |
| 20/3/18 | UNIT | M.com-II | Tax Planning & Management | 29 | 18 | 11 | 12 | 6 | 66% |
| 23/3/18 | UNIT | M.com-III | Marketing Research | 16 | 8 | 8 | 6 | 8 | 75% |
| 22/3/18 | UNIT | M.com-IV | Advanced Statistics | 29 | 18 | 11 | 11 | 7 | 61% |
| 24/3/18 | UNIT | M.com-IV | International Marketing | 16 | 8 | 8 | 5 | 3 | 62.5% |
| 23/4/18 | Pre-sem | M.com-II | Tax Planning & Management | 29 | 22 | 7 | 17 | 5 | 77% |
| 23/4/18 | Pre-sem | M.com-III | Marketing Research | 16 | 10 | 6 | 7 | 3 | 70% |
| 25/4/18 | Pre-sem | M.com-IV | Advanced Statistics | 29 | 22 | 7 | 15 | 7 | 68% |
| 25/4/18 | Pre-sem | M.com-IV | International Marketing | 16 | 10 | 6 | 6 | 4 | 60% |

Nisha
Subject Teacher
Nisha Gupta

Sony

ACHARYA PANTH SHRI GRINDH MUNI NAAM SAHEB GOVT. PG COLLEGE KAWARDHA

UNIT TEST / TERM EXAM REPORT 2018-19
DEPARTMENT OF COMMERCE

| DATE OF EXAM | TEST | CLASS | SUBJECT | TOTAL STUDENT | APPEAR | ABSENT | PASS | FAIL | PASS % | |
|--------------|-------------|-----------|--------------------------|---------------------------|--------|--------|------|------|--------|-----|
| 20/12/18 | UNIT | B.COM I | BUSINESS MATHEMATICS | 130 | 67 | 63 | 29 | 15 | 43% | |
| 19/12/18 | UNIT | B.COM II | BUSINESS STATISTICS | 52 | 24 | 28 | 13 | 08 | 54% | |
| 21/12/18 | UNIT | B.COM III | MANAGEMENT ACCOUNTING | 45 | 23 | 22 | 14 | 06 | 61% | |
| 28/01/19 | HALF YEARLY | B.COM I | BUSINESS MATHEMATICS | 130 | 100 | 30 | 55 | 19 | 55% | |
| 31/01/19 | | | BUSINESS ECONOMICS | 130 | 99 | 31 | 66 | 17 | 67% | |
| 29/01/19 | | B.COM II | BUSINESS STATISTICS | 52 | 41 | 11 | 27 | 14 | 66% | |
| 05/02/19 | | | PRINCIPLES OF MANAGEMENT | 52 | 42 | 10 | 38 | 04 | 90% | |
| 04/02/19 | | B.COM III | MANAGEMENT ACCOUNTING | 45 | 24 | 21 | 19 | 05 | 79% | |
| 05/02/19 | | | AUDITING | 45 | 24 | 21 | 20 | 04 | 83% | |
| 12/02/19 | | UNIT | M.COM II | TAX PLANNING & MANAGEMENT | 27 | 18 | 09 | 14 | 04 | 78% |
| 12/02/19 | | UNIT | M.COM IV | MARKET RESEARCH | 26 | 19 | 07 | 17 | 02 | 90% |
| 20/02/19 | UNIT | B.COM I | BUSINESS MATHEMATICS | 130 | 72 | 58 | 51 | 21 | 71% | |
| 19/02/19 | UNIT | B.COM II | BUSINESS STATISTICS | 52 | 27 | 25 | 16 | 11 | 59% | |
| 21/02/19 | UNIT | B.COM III | MANAGEMENT ACCOUNTING | 45 | 26 | 19 | 21 | 05 | 81% | |
| 21/02/19 | UNIT | B.COM I | BUSINESS ECONOMICS | 130 | 57 | 73 | 47 | 10 | 82% | |
| 23/02/19 | UNIT | B.COM II | PRINCIPLES OF MANAGEMENT | 52 | 21 | 31 | 18 | 03 | 86% | |
| 22/02/19 | UNIT | B.COM VII | AUDITING | 45 | 25 | 20 | 22 | 03 | 88% | |

Ashish
SUBJECT TEACHER
ASHISH CHANDRAWANSHI

HEAD OF DEPARTMENT
DR. S.S MOHAPATRA
Asst. Professor (C.G.)

PROFORMA - 1

NAME Swati Pandey POST Guest lecturer SUBJECT Commerce

| DATE OF TEST | CLASS | SUBJECT | PAPER | TEST UNIT NO. | TOTAL NO. OF STUDENTS | PRESENT IN UNIT TEST | % PRESENT | MAX MARKS SECURED | MANIMUM MARKS SECURED | NO OF SEENT ENTS | REMARKS |
|--------------|-----------|--|-------|---------------|-----------------------|----------------------|-----------|-------------------|-----------------------|------------------|---------|
| 25/09/18 | B.COM-I | Business Mathematics Financial Accounting | II | I | 130 | 56 | 43% | 20 | 7 | 74 | |
| | B.COM-II | Cost Accounting | II | I | 52 | 16 | 31% | 20 | 7 | 36 | |
| | B.COM-III | Indirect Tax | II | I | 45 | 6 | 13% | 20 | 7 | 39 | |
| | M.COM-I | Income Tax | III | I | 27 | 8 | 30% | 20 | 7 | 19 | |
| | M.COM-III | Accounting for managerial decision | V | I | 26 | 6 | 23% | 20 | 7 | 20 | |
| | | | | | | | | | | | |
| 28/09/18 | B.COM-I | Financial Accounting | I | II | 130 | 58 | 44% | 25 | 9 | 72 | |
| | B.COM-II | Cooperative Accounting | I | I | 52 | 14 | 26% | 25 | 9 | 66 | |
| | B.COM-III | Income Tax | I | I | 45 | 3 | 6% | 25 | 9 | 42 | |
| | M.COM-I | Advance Accounting | II | I | 27 | 10 | 37% | 25 | 9 | 17 | |
| | M.COM-III | Advance Cost Accounting | III | I | 26 | 5 | 19% | 25 | 9 | 21 | |

SIGNATURE OF ACADEMIC INCHARGE

SIGNATURE OF HOD

APCNC Govt. P.G. College, Inwardha
Dist. Jabalpur (C.G.)

SIGNATURE OF TEACHER

Swati

PROFORMA - 1

NAME Swati Pandey POST Guest Lecturer SUBJECT

| DATE OF TEST | CLASS | SUBJECT | PAPER | TEST UNIT NO. | TOTAL NO. OF STUDENTS | PRESENT IN UNIT TEST | % PRESENT | MAX MARKS SECURED | MANIMUM MARKS SECURED | NO OF ABSENT STUDENTS | REMARKS |
|--------------|-------------|------------------------------------|-------|---------------|-----------------------|----------------------|-----------|-------------------|-----------------------|-----------------------|---------|
| 25/10/18 | B.COM - I | Financial Accounting | I | II | 130 | 41 | 42% | 25 | 9 | 89 | |
| 26/10/18 | B.COM - II | Cooperative Accounting | I | II | 52 | 35 | 67% | 25 | 9 | 17 | |
| 26/10/18 | B.COM - III | Income Tax | I | II | 45 | 25 | 55% | 25 | 9 | 20 | |
| | | | | Pre-sem. | | | | | | | |
| 13/11/18 | M.COM - I | Advance Accounting | II | I & V | 27 | 14 | 51% | 75 | 25 | 13 | |
| 13/11/18 | M.COM - III | Advance cost Accounting | II | I & V | 26 | 20 | 76% | 75 | 25 | 6 | |
| 15/11/18 | M.COM - I | Income Tax | III | I & V | 27 | 14 | 51% | 75 | 25 | 13 | |
| 15/11/18 | M.COM - III | Accounting for managerial decision | IV | I & V | 26 | 20 | 76% | 75 | 25 | 6 | |
| 26/11/18 | B.COM - I | Financial Accounting | I | III | 130 | 39 | 30% | 15 | 7 | 91 | |
| 26/11/18 | B.COM - II | Cost Accounting | II | III | 52 | 11 | 21% | 15 | 7 | 41 | |
| 26/11/18 | B.COM - III | Indirect Tax | III | III | 45 | 5 | 11% | 15 | 7 | 40 | |

SIGNATURE OF ACADEMIC INCHARGE

SIGNATURE OF HOD
 Commerce Department
 200, G.P.O. 2, Orissa, Bhubaneswar
 Dist. Balasore (O.O.)

SIGNATURE OF TEACHER
Swati

NAME Swati Paudyal POST Guest lecturer SUBJECT

| DATE OF TEST | CLASS | SUBJECT | PAPER | TEST UNIT NO. | TOTAL NO. OF STUDENTS | PRESENT IN UNIT TEST | % PRESENT | MAX MARKS SECURED | MANIMUM MARKS SECURED | NO OF PRESENT STUDENTS | REMARKS |
|--------------|-----------|------------------------------|-------|---------------|-----------------------|----------------------|-----------|-------------------|-----------------------|------------------------|---------|
| 21/12/18 | B.COM-I | Financial Accounting Busi | I | IV | 130 | 67 | 51% | 25 | 9 | 63 | |
| 22/12/18 | B.COM-II | Cost Accounting | II | IV | 852 | 24 | 46% | 25 | 9 | 28 | |
| 20/12/18 | B.COM-III | Indirect Tax | II | IV | 45 | 23 | 51% | 25 | 9 | 22 | |
| | | | | Half Yearly | | | | | | | |
| 29/1/19 | B.COM-I | Financial Accounting | I | I to V | 130 | 102 | 78% | 75 | 25 | 28 | |
| 28/1/19 | B.COM-II | Cost Accounting | II | I to V | 52 | 43 | 82% | 75 | 25 | 9 | |
| 31/1/19 | B.COM-III | Indirect Tax | II | I to V | 45 | 24 | 53% | 75 | 25 | 21 | |
| 1/2/19 | B.COM-I | Business Communication | II | I to V | 130 | 101 | 77% | 75 | 25 | 29 | |
| 4/2/19 | B.COM-II | Company Law | II | I to V | 52 | 38 | 73% | 75 | 25 | 14 | |
| 1/2/19 | B.COM-III | International Marketing | II | I to V | 45 | 24 | 53% | 75 | 25 | 21 | |

SIGNATURE OF ACADEMIC INCHARGE

SIGNATURE OF HOD
 Commerce Department
 Govt. P.G. College, Kauradha
 Kathmandu (C.G.)

SIGNATURE OF TEACHER


Swati

PROFORMA - 1

NAME Savitri Pandey POST Guest Lecturer SUBJECT Commerce

| DATE OF TEST | CLASS | SUBJECT | PAPER | TEST UNIT NO. | TOTAL NO. OF STUDENTS | PRESENT IN UNIT TEST | % PRESENT | MAX MARKS SECURED | MINIMUM MARKS SECURED | NO OF ABSENT STUDENTS | REMARKS |
|--------------|--------------|---------------------------|------------------|---------------|-----------------------|----------------------|-----------|-------------------|-----------------------|-----------------------|---------|
| 23/2/19 | B.Com-I | Financial Accounting | I | IV | 130 | 80 | 61% | 25 | 9 | 50 | |
| 26/2/19 | B.Com-II | COST Accounting | II | IV | 52 | 22 | 42% | 25 | 9 | 30 | |
| 25/2/19 | B.COM-III | Indirect Tax | II | IV | 45 | 20 | 44% | 25 | 9 | 25 | |
| 12/3/19 | M.com-II sem | Business Economics | VI | I | 27 | 15 | 55% | 25 | 9 | 12 | |
| 13/3/19 | M.com-IV sem | Principle of Marketing | VII I | I | 26 | 14 | 53% | 25 | 9 | 12 | |
| | Pr. Sem. | | | | | | | | | | |
| 7/5/19 | M.com-II | Business Economics | VI | I to V | 27 | 12 | 44% | 75 | 25 | 15 | |
| | M.com-IV | Principle of Marketing | I | I to V | 26 | 16 | 61% | 75 | 25 | 10 | |
| 9/5/19 | M.com-II | Tax Planning & Management | VIII | I to V | 27 | 12 | 44% | 75 | 25 | 15 | |
| | M.com-IV | Marketing Research | III | I to V | 26 | 16 | 61% | 75 | 25 | 10 | |

SIGNATURE OF ACADEMIC INCHARGE

SIGNATURE OF HOOD

 HOD
 (C.C.)

SIGNATURE OF TEACHER
Savitri

ACHARYA PANTH SHRI GRIDH MUNI NAAM SAHEB GOVT. PAG COLLEGE KAWARDHA
UNIT TEST/ TERM EXAM/PRE SEM. EXAM REPORT 2019-20
DEPARTMENT OF COMMERCE

| DATE OF EXAM | TEST | CLASS | SUBJECT | TOTAL STUDENT | APPEAR | ABSENT | PASS | FAIL | PASS % |
|--------------|-------------|-----------|-------------------------------|---------------|--------|--------|------|------|--------|
| 29/08/19 | UNIT | B.COM I | BUSINESS REGULATORY FRAMEWORK | 128 | 53 | 75 | 10 | 43 | 19% |
| 29/08/19 | UNIT | B.COM II | BUSINESS STATISTICS | 96 | 46 | 50 | 28 | 18 | 61% |
| 30/08/19 | UNIT | B.COM III | INCOME TAX | 57 | 32 | 25 | 22 | 10 | 69% |
| 06/09/19 | UNIT | M.COM I | INCOME TAX LAW & ACCOUNTS | 47 | 10 | 37 | 10 | 00 | 100% |
| 06/09/19 | UNIT | M.COM III | MANAGEMENT ACCOUNTING | 21 | 08 | 13 | 06 | 02 | 75% |
| 14/09/19 | UNIT | B.COM I | BUSINESS REGULATORY FRAMEWORK | 128 | 43 | 85 | 29 | 14 | 67% |
| 16/09/19 | UNIT | B.COM II | BUSINESS STATISTICS | 96 | 29 | 67 | 09 | 10 | 31% |
| 17/09/19 | UNIT | B.COM III | INCOME TAX | 57 | 14 | 43 | 07 | 07 | 50% |
| 20/09/19 | UNIT | M.COM I | INCOME TAX LAW & ACCOUNTS | 47 | 28 | 19 | 24 | 04 | 86% |
| 21/09/19 | UNIT | M.COM III | MANAGEMENT ACCOUNTING | 21 | 11 | 10 | 07 | 03 | 63% |
| 01/10/19 | I TERM | B.COM I | BUSINESS REGULATORY FRAMEWORK | 128 | 95 | 33 | 42 | 53 | 44% |
| 03/10/19 | I TERM | B.COM II | BUSINESS STATISTICS | 96 | 37 | 31 | 16 | 21 | 43% |
| 03/10/19 | I TERM | B.COM III | INCOME TAX | 57 | 16 | 41 | 10 | 06 | 62% |
| 21/10/19 | UNIT | M.COM I | CORPORATE LEGAL FRAMEWORK | 47 | 25 | 22 | 20 | 05 | 80% |
| 22/10/19 | UNIT | M.COM III | MANAGEMENT CONCEPT | 21 | 10 | 11 | 06 | 04 | 60% |
| 25/11/19 | PRE SEM. | M.COM III | MANAGEMENT CONCEPT | 21 | 05 | 15 | 04 | 01 | 80% |
| 26/11/19 | PRE SEM. | M.COM I | CORPORATE LEGAL FRAMEWORK | 47 | 34 | 13 | 28 | 06 | 82% |
| 27/11/19 | PRE SEM. | M.COM I | INCOME TAX LAW & ACCOUNTS | 47 | 36 | 11 | 27 | 09 | 75% |
| 28/11/19 | PRE SEM. | M.COM III | MANAGEMENT ACCOUNTING | 21 | 05 | 15 | 04 | 01 | 80% |
| 14/12/19 | UNIT | B.COM II | COMPANY LAW | 96 | 09 | 87 | 08 | 01 | 89% |
| 15/12/19 | UNIT | B.COM III | AUDITING | 57 | 18 | 39 | 15 | 03 | 83% |
| 16/12/19 | UNIT | B.COM I | BUSINESS ENVIRONMENT | 128 | 51 | 77 | 31 | 20 | 61% |
| 08/01/20 | HALF YEARLY | B.COM I | BUSINESS REGULATORY FRAMEWORK | 128 | 89 | 39 | 37 | 52 | 42% |
| 08/01/20 | | | BUSINESS ENVIRONMENT | 128 | 90 | 38 | 35 | 55 | 39% |
| 02/01/20 | HALF YEARLY | B.COM II | BUSINESS STATISTICS | 96 | 66 | 30 | 30 | 36 | 45% |
| 04/01/20 | | | COMPANY LAW | 96 | 66 | 30 | 42 | 24 | 63% |
| 02/01/20 | HALF YEARLY | B.COM III | INCOME TAX | 57 | 45 | 12 | 37 | 08 | 82% |
| 07/01/20 | | | AUDITING | 57 | 45 | 12 | 41 | 04 | 91% |
| 12/02/20 | UNIT | M.COM IV | MARKET RESEARCH | 21 | 15 | 06 | 12 | 03 | 80% |
| 13/02/20 | UNIT | M.COM II | INCOME TAX LAW & ACCOUNTS | 47 | 31 | 16 | 20 | 11 | 65% |

Ashish
SUBJECT TEACHER
Ashish Chandravanshi

H.O.D.
Department of Commerce
Pag College Kawardha
HEAD OF THE DEPARTMENT
Dr. S.S.Mohapatra

ACHARYA PANTH SHRI GRIDH MUNI NAAM SAHEB GOVT. P.G COLLEGE KAWARDHA
UNIT TEST/ TERM EXAM/PRE SEM. EXAM REPORT
DEPARTMENT OF COMMERCE 2019-20

| DATE OF EXAM | TEST | CLASS | SUBJECT | TOTAL STUDENT | APPEAR | ABSENT | PASS | FAIL | PASS % |
|--------------|---------|-----------|-------------------------|---------------|--------|--------|------|------|--------|
| 27/8/19 | UNIT | B.com I | Financial Accounting | 128 | 60 | 68 | 45 | 15 | 75% |
| 28/8/19 | UNIT | B.com II | Cost Accounting | 96 | 50 | 46 | 35 | 15 | 70% |
| 28/8/19 | UNIT | B.com III | Indirect Tax | 57 | 32 | 25 | 21 | 11 | 65% |
| 7/9/19 | UNIT | M.com I | Statistical Analysis | 47 | 13 | 34 | 7 | 6 | 53% |
| 7/9/19 | UNIT | M.com III | Advance Cost Accounting | 21 | 9 | 12 | 7 | 2 | 77% |
| 23/9/19 | UNIT | B.com I | Financial Accounting | 128 | 48 | 80 | 85 | 13 | 72% |
| 24/9/19 | UNIT | B.com II | Cost Accounting | 96 | 42 | 54 | 28 | 14 | 66% |
| 25/9/19 | UNIT | B.com III | Indirect Tax | 57 | 36 | 21 | 21 | 15 | 58% |
| 26/9/19 | UNIT | M.com I | Statistical Analysis | 47 | 33 | 14 | 22 | 11 | 66% |
| 27/9/19 | UNIT | M.com III | Advance Cost Accounting | 21 | 15 | 6 | 7 | 8 | 46% |
| 3/10/19 | I TERM | B.com I | Financial Accounting | 128 | 85 | 43 | 66 | 19 | 77% |
| 4/10/19 | I TERM | B.com II | Cost Accounting | 96 | 51 | 45 | 38 | 13 | 74% |
| 4/10/19 | I TERM | B.com III | Indirect Tax | 57 | 42 | 15 | 28 | 14 | 66% |
| 22/10/19 | UNIT | M.com I | Statistical Analysis | 47 | 31 | 26 | 22 | 9 | 70% |
| 23/10/19 | UNIT | M.com III | Advance Cost Accounting | 21 | 15 | 6 | 8 | 7 | 53% |
| 25/11/19 | PRE SEM | M.com I | Statistical Analysis | 47 | 32 | 15 | 25 | 7 | 78% |
| 26/11/19 | PRE SEM | M.com III | Advance Cost Accounting | 21 | 15 | 6 | 8 | 7 | 53% |
| | | | | | | | | | |

Swati
SUBJECT TEACHER

Swati Pandey

HEAD OF DEPARTMENT
DR. S.S. MONA PATIL